



## West Goshen Township Police Department Monthly Activity Report for October 2020

Motor Vehicle Accidents:	This Month	Last Month	Last Year
Property Damage Only	10	16	26
Injury	7	1	12
Pedestrian Involved	0	0	0
Fatality	0	0	0
<b>Totals:</b>	<b>17</b>	<b>17</b>	<b>38</b>

Miscellaneous Activities:	This Month	Last Month	Last Year
Alarms	54	51	60
Assist to Other Departments*	23	41	41
Assist from Other Departments**	26	19	19
Dog Complaints	2	7	10
Fire Calls	9	11	11
Ambulance Calls	112	90	104

*Assist To:				**Assist From:		
<u>WEGO</u>	<u>West Chester</u>	<u>Havertown</u>	<u>W. Whiteland</u>	<u>WEGO</u>	<u>West Chester</u>	<u>Springfield Twp.</u>
Accident	Accident 2	Unauth. Use of MV	Accident	Accident	302	Welfare Check
Accidental Shooting	Evidence Custody		Disturbance	Harassment	Domestic Dispute	
Traffic 2		<u>Palm Beach Gardens</u>		Misc.	Warrant	<u>Upper Southampton</u>
Vandalism	<u>Chesco DA</u>	Welfare Check		Physical Domestic	Welfare Check	Found Property
	Stolen Vehicle			Retail Theft	Hit & Run	
<u>Anne Arundel</u>		<u>PSP Embreeville</u>		Stolen Vehicle	<u>Chesco Sheriff</u>	<u>WC University</u>
<u>County Sheriff</u>	<u>Chesco Sheriff</u>	Accidental Shooting		Trespassing	Welfare Check	Ambulance
PFA	Suspicious Mail			Voluntary Commitmt.		Suspicious Vehicle
	Traffic	<u>Valley Creek Crisis</u>		<u>Cain Twp.</u>	<u>City of Warren</u>	<u>Wilmington</u>
<u>Birmingham</u>		302		Domestic Dispute		Stolen Vehicle
PFA	<u>Delaware State Police</u>				<u>E. Brandywine</u>	
	Welfare Check	<u>WC University</u>		<u>Chesco DA</u>	Warrant	
<u>Chesco Detectives</u>		Disturbance		Disturbance	<u>Middletown Twp.</u>	
Suspicious Mail	<u>Goshen Fire Co.</u>			Harassment 2	Warrant	
	False Alarm					

### Mileage Report

Vehicle:	This Month	Accumulated	Vehicle:	This Month	Accumulated
5201	2,330	59,442	5237	345	40,921
5202	1,112	68,124	5238	252	34,275
5203	949	42,435	5239	3	25,055
5204	673	101,413	5240	749	17,043
5215	92	115,497	5241	253	15,962
5224	404	50,505	5242	293	154,955
5226	514	78,199	5243	1,415	23,800
5227	0	84,600	5244	525	10,502
5229	1,016	56,204	5245	1,148	9,967
5233	217	66,501	5246	383	6,422
5234	1,314	63,059	5247	1,234	4,309
5235	681	66,966	5248	746	2,724
5236	1,517	61,314	5249	1,685	3,637

**Total Mileage This Month:** 19,850  
**Total Mileage Last Month:** 20,693  
**Mileage Same Time Last Year:** 24,675

OCTOBER 2020

BUILDING PERMIT REPORT  
WEST GOSHEN TOWNSHIP  
10/1/2020-10/31/2020

BUILDING OFFICIALS  
MIKE MCCARTHY  
JOHN BESWICK

PERMIT TYPE	NUMBER OF PERMITS	CONSTRUCTION COST	PERMIT FEES
ASF & DSF Dwellings	12	\$3,309,211.00	\$33,146.11
BUILDING	21	\$2,858,829.39	\$8,657.28
ELECTRICAL	30	\$749,311.29	\$2,612.60
FIRE PROTECTION	0		
HVAC	25	\$365,513.00	\$2,539.69
PLUMBING	20	\$220,314.26	\$1,877.44
ROOFING	9	\$307,315.14	\$1,198.76
ZONING	4	\$9,932.00	\$300.00
Use & Occupancy	10	\$0.00	\$850.00
SUB- TOTALS	131	\$7,820,426.08	\$51,181.88
E&S	3	\$0.00	\$150.00
SEWER Tapping & Connection	11	\$0.00	\$37,752.09
OPEN SPACE	10	\$0.00	\$25,000.00
ROAD OCCUPANCY	5	\$0.00	\$420.00
Totals	160	\$7,820,426.08	\$114,503.97
Residential	120		
Commercial	40		
Total	160		

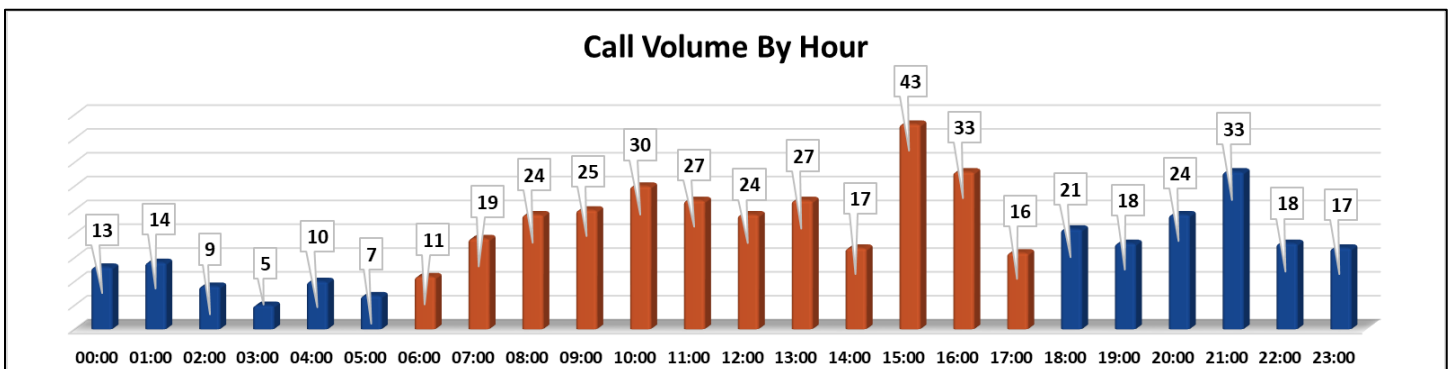
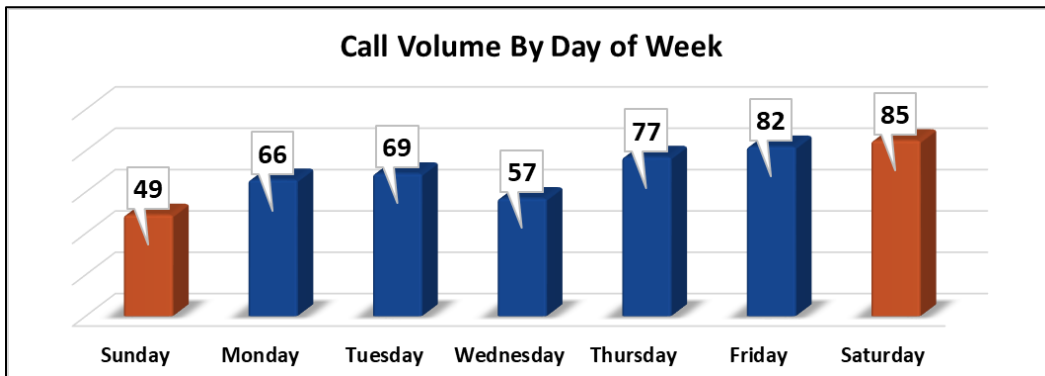
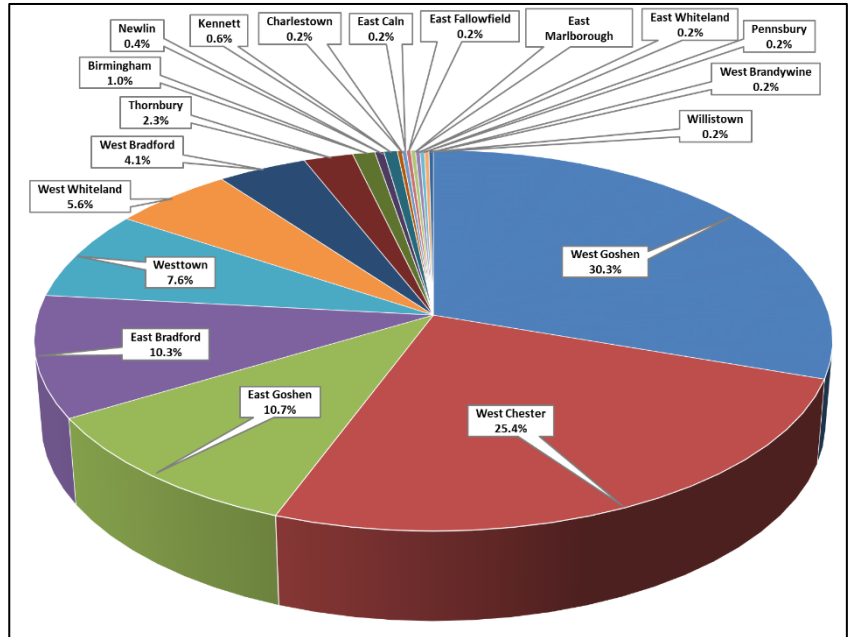


*October 2020*

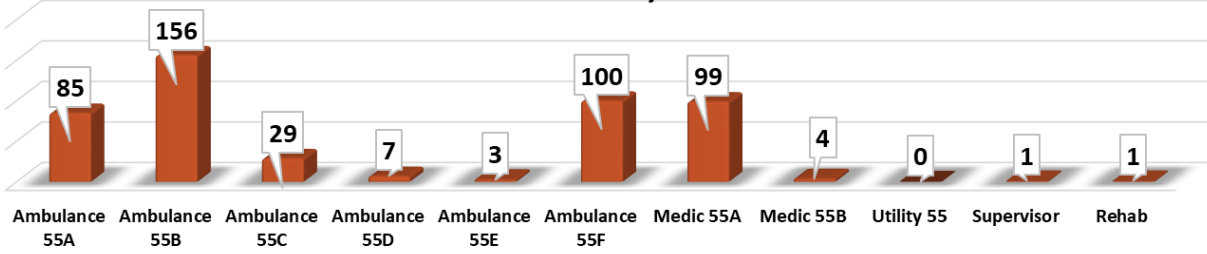
**OPERATIONS REPORT**

# CALL VOLUME

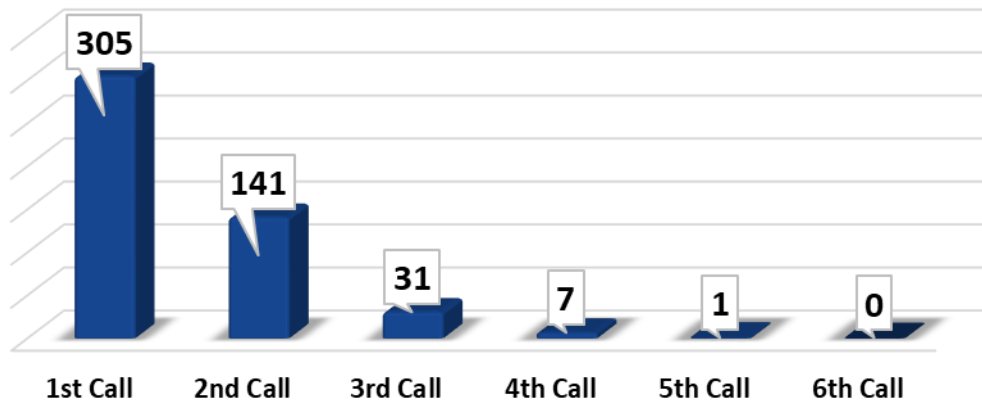
Municipality	Month	% of Calls	YTD
West Goshen	147	30.3%	966
West Chester	123	25.4%	1036
East Goshen	52	10.7%	396
East Bradford	50	10.3%	421
Westtown	37	7.6%	439
West Whiteland	27	5.6%	180
West Bradford	20	4.1%	224
Thornbury	11	2.3%	98
Birmingham	5	1.0%	60
Newlin	2	0.4%	13
Kennett	3	0.6%	
Charlestown	1	0.2%	
East Caln	1	0.2%	
East Fallowfield	1	0.2%	
East Marlborough	1	0.2%	
East Whiteland	1	0.2%	
Pennsbury	1	0.2%	
West Brandywine	1	0.2%	
Willistown	1	0.2%	
	<b>485</b>		



Call Volume By Vehicle



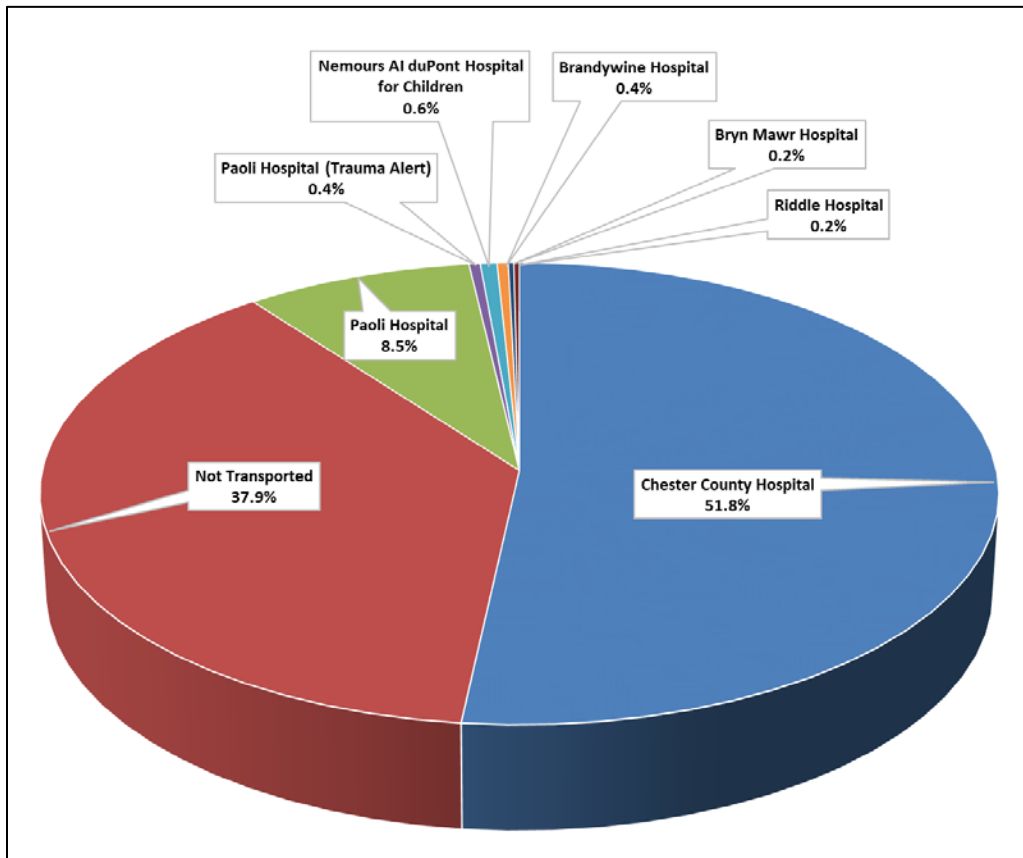
Call Sequence



# HOSPITAL DESTINATION INFORMATION

Receiving Hospital	Total	%
Chester County Hospital	251	51.8%
Not Transported	184	37.9%
Paoli Hospital	41	8.5%
Paoli Hospital (Trauma Alert)	2	0.4%
Nemours Al duPont Hospital for Children	3	0.6%
Brandywine Hospital	2	0.4%
Bryn Mawr Hospital	1	0.2%
Riddle Hospital	1	0.2%
	<b>485</b>	
<b>Transported:</b>	<b>301</b>	<b>62.1%</b>
<b>Not Transported:</b>	<b>184</b>	<b>37.9%</b>
	<b>485</b>	

Non-Transport Breakdown	
Refusal	41
Recalled Enroute	26
Recalled On Scene	48
No Services	39
Lift Assist	24
DOA	6
Released to BLS	0
External ALS Assist	0
	<b>184</b>



# MISCELLANEOUS CALL INFORMATION

Average Times	
Dispatch To Enroute	1.40
Enroute To On Scene	6.58
On Scene Time	14.85
Transport Time	10.34
Dispatch To Available	41.86

Alcohol / Drug Suspicion		
	Total	%
Alcohol	14	2.9%
Alcohol and Drugs	4	0.8%
Drugs	8	1.6%
Total:	<b>26</b>	<b>5.4%</b>
Unknown / Unable to Determine	19	3.9%

Calls Covering Other Agencies	
Goshen Fire Co	12
Malvern Fire Co	2
Minquas Fire Co	2
Modena Fire Co	1
East Whiteland Fire Co	1
TowerDIRECT Medic 93	1
Longwood Fire Co	5
Uwchlan Ambulance	4
	<b>28</b>

Responses By Station	
Main Station (Station 55)	385
East Goshen (Station 155)	44
East Bradford (Station 255)	56

West Chester University Calls		
	Total	%
Total WCU Calls	5	1.0%
WCU Calls in West Chester	0	0.0%
WCU Calls in West Goshen	4	0.8%
WCU Calls in East Bradford	1	0.2%

Call Types		
BLS - Sick Person	59	12.2%
BLS - Fall / Lift Assist	58	12.0%
ALS - Cardiac Problems	42	8.7%
ALS - Respiratory Difficulty	37	7.6%
BLS - Emotional Disorder	25	5.2%
Accident - BLS	24	4.9%
BLS - Injured Person	19	3.9%
ALS - CVA/Stroke	16	3.3%
ALS - Abdominal Pain	15	3.1%
ALS - Fall	14	2.9%
ALS - Seizures	13	2.7%
EMS - Stand By - Fire	13	2.7%
ALS - Overdose	11	2.3%
ALS - Cardiac/Resp Arrest	10	2.1%
ALS - Syncope	10	2.1%
BLS - Back Pain	9	1.9%
ALS - Unresponsive Person	8	1.6%
BLS - Abdominal Pain	8	1.6%
ALS - Back Pain	7	1.4%
ALS - Diabetic Emergency	7	1.4%
ALS - Unconscious Person	7	1.4%
Alarm - BLS Medical	7	1.4%
BLS - Overdose	7	1.4%
ALS - Hemorrhaging	6	1.2%
Accident - ALS	6	1.2%
ALS - Allergic/Med Reaction	5	1.0%
BLS - Seizures	5	1.0%
Fire - Hazmat	5	1.0%
ALS - Emotional Disorder	4	0.8%
ALS - Hypotension	3	0.6%
ALS - Injured Person	2	0.4%
Accident - Entrapment	2	0.4%
Accident - Pedestrian	2	0.4%
BLS - Allergic/Med Reaction	2	0.4%
BLS - Assault w/Injury	2	0.4%
BLS - DOA	2	0.4%
BLS - Hemorrhaging	2	0.4%
BLS - Maternity/Labor Pain	2	0.4%
BLS - Unknown Nature	2	0.4%
ALS - Exposure to Heat/Cold	1	0.2%
ALS - Shooting	1	0.2%
Accident - Involving Fire	1	0.2%
Alarm - Carbon Monoxide	1	0.2%
BLS - Syncope	1	0.2%
EMS - Stand By - Event	1	0.2%
Fire - Other Type Rescue	1	0.2%
	<b>485</b>	