



## West Goshen Township Police Department Monthly Activity Report for August 2021

Motor Vehicle Accidents:	This Month	Last Month	Last Year
Property Damage Only	10	14	5
Injury	4	10	3
Pedestrian Involved	1	0	0
Fatality	0	0	0
<b>Totals:</b>	<b>15</b>	<b>24</b>	<b>8</b>

Miscellaneous Activities:	This Month	Last Month	Last Year
Alarms	61	56	63
Assist to Other Departments*	31	20	26
Assist from Other Departments**	28	27	28
Dog Complaints	9	7	8
Fire Calls	14	11	9
Ambulance Calls	109	113	102

*Assist To:				**Assist From:		
<u>WEGO</u>	<u>West Chester</u>	<u>East Whiteland</u>	<u>West Whiteland</u>	<u>WEGO</u>	<u>West Chester</u>	<u>Tredyffrin Twp.</u>
Accident	Burglary	Warrant	Accident	Burglary	Burglary	Public Drunkenness
Burglary	Domestic Dispute		Domestic Dispute	Domestic Dispute	Disturbance	
Robbery	DUI	<u>Haverford</u>	Misc.	Fire Alarm	Runaway JV	<u>WC University</u>
Traffic 3	Fight	Death Notification	Retail Theft	Public Drunkenness	Suicide Attempt	Hit & Run 2
	Missing Person		Runaway JV	Retail Theft	Traffic 3	Parking
<u>Birmingham Twp.</u>	Shooting	<u>Phoenixville</u>	Traffic	Runaway JV		Suicide Attempt
Livescan	Terr. Threats	Welfare Check	Welfare Check	Stolen MV	<u>Crime Victims Center</u>	
	Traffic 2			Suspicious Person	Assault	<u>West Whiteland</u>
<u>Chester City</u>		<u>Tredyffrin Twp.</u>		Welfare Check		Domestic Dispute
Shooting	<u>Dept. of Aging</u>	DRE			<u>Lee Co. Sheriff</u>	Erratic Driver
	Elder Abuse			<u>Chesco Sheriff</u>	Stolen MV	Misc.
<u>Chesco DA</u>				Crowd Control		
Drug Trafficking	<u>Dept. of Homeland Security</u>				<u>PSP Embreeville</u>	
	Drug Trafficking				Public Drunkenness	

### Mileage Report

Vehicle:	This Month	Accumulated	Vehicle:	This Month	Accumulated
5201	799	68,484	5238	515	38,875
5202	28	73,016	5239	1,165	30,971
5203	676	50,441	5240	738	24,710
5204	633	107,185	5241	1,362	24,170
5215	0	115,628 <FINAL	5242	213	156,540
5224	344	54,244	5243	0	40,581
5226	0	79,792 <FINAL	5244	649	17,838
5227	0	84,600 <FINAL	5245	1,274	20,625
5229	354	60,840	5246	958	14,962
5233	0	74,391 <FINAL	5247	2,043	16,226
5234	419	71,917	5248	680	9,839
5235	302	70,943	5249	1,175	16,792
5236	1,583	72,502	5250	1,434	2,376
5237	511	43,531	5251	14	3,205

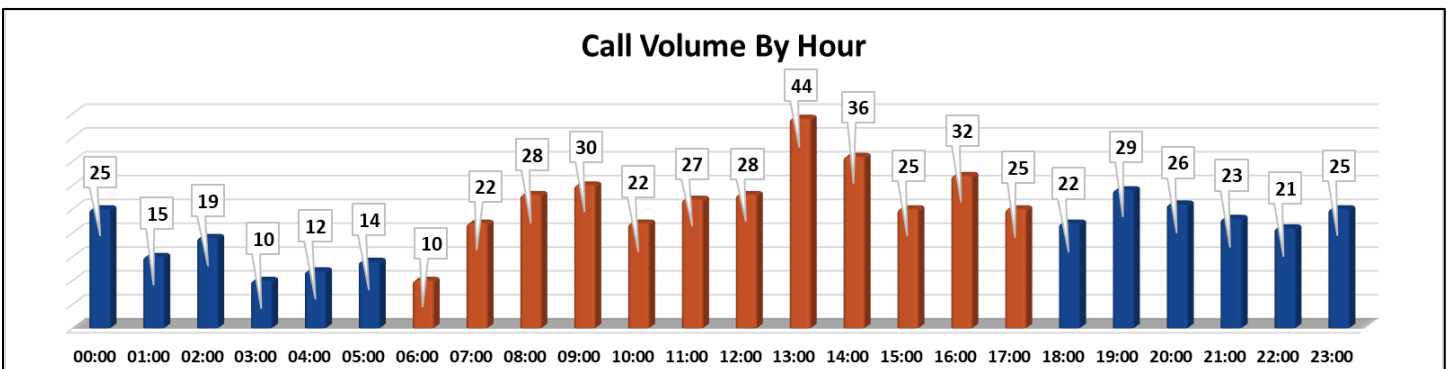
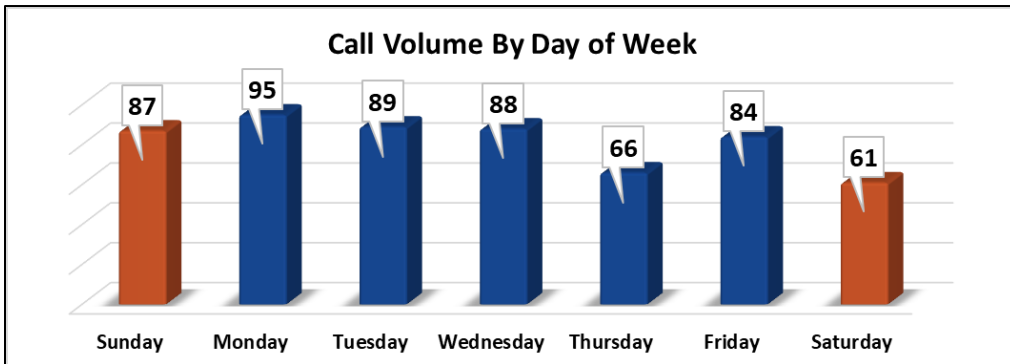
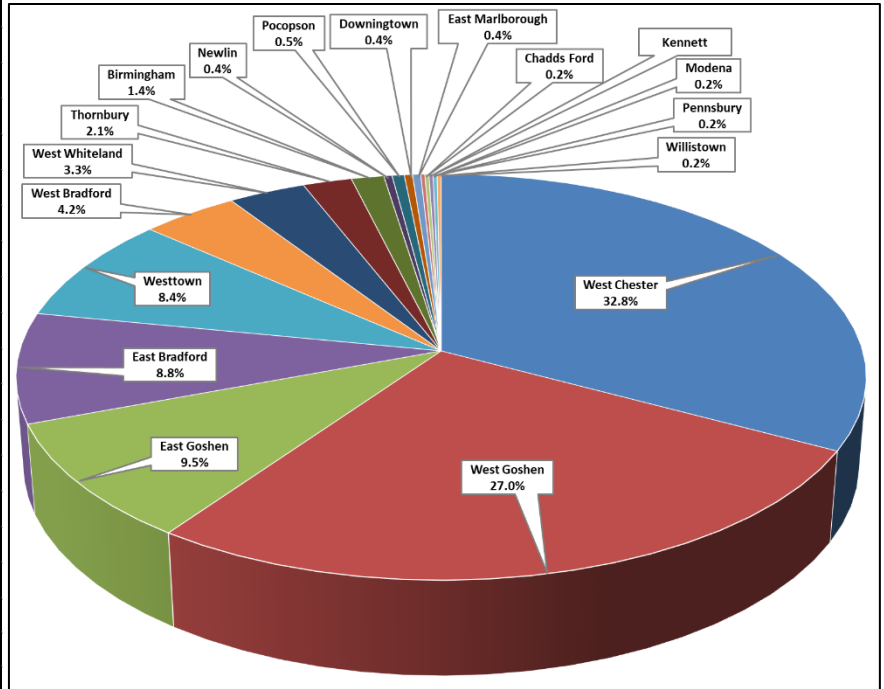
**Total Mileage This Month:** 17,855  
**Total Mileage Last Month:** 15,265  
**Mileage Same Time Last Year:** 15,837



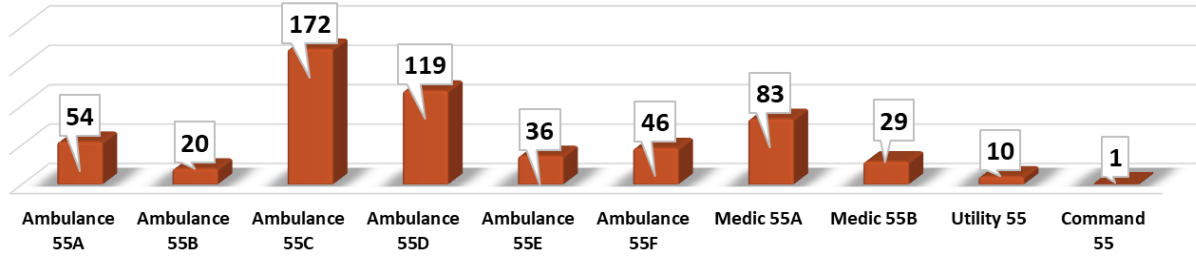
***August 2021***  
**OPERATIONS REPORT**

# CALL VOLUME

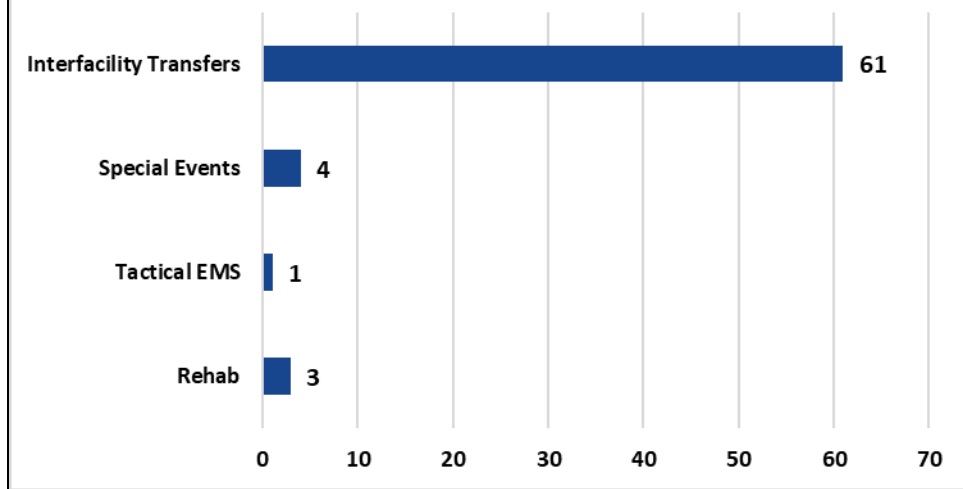
Municipality	Month	% of Calls	YTD
West Chester	187	32.8%	1206
West Goshen	154	27.0%	1113
East Goshen	54	9.5%	411
East Bradford	50	8.8%	421
Westtown	48	8.4%	342
West Bradford	24	4.2%	168
West Whiteland	19	3.3%	177
Thornbury	12	2.1%	108
Birmingham	8	1.4%	44
Newlin	2	0.4%	18
Pocopson	3	0.5%	
Downingtown	2	0.4%	
East Marlborough	2	0.4%	
Chadds Ford	1	0.2%	
Kennett	1	0.2%	
Modena	1	0.2%	
Pennsbury	1	0.2%	
Willistown	1	0.2%	
	<b>570</b>		



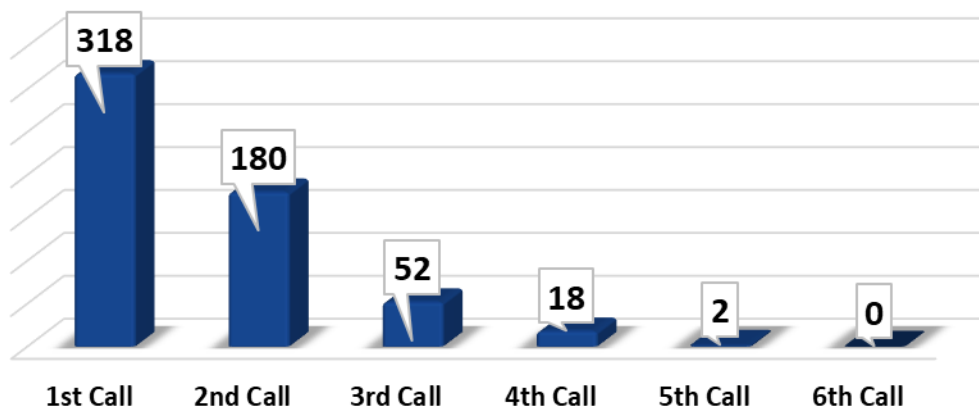
### Call Volume By Vehicle



### Interfacility Transports & Special Operations



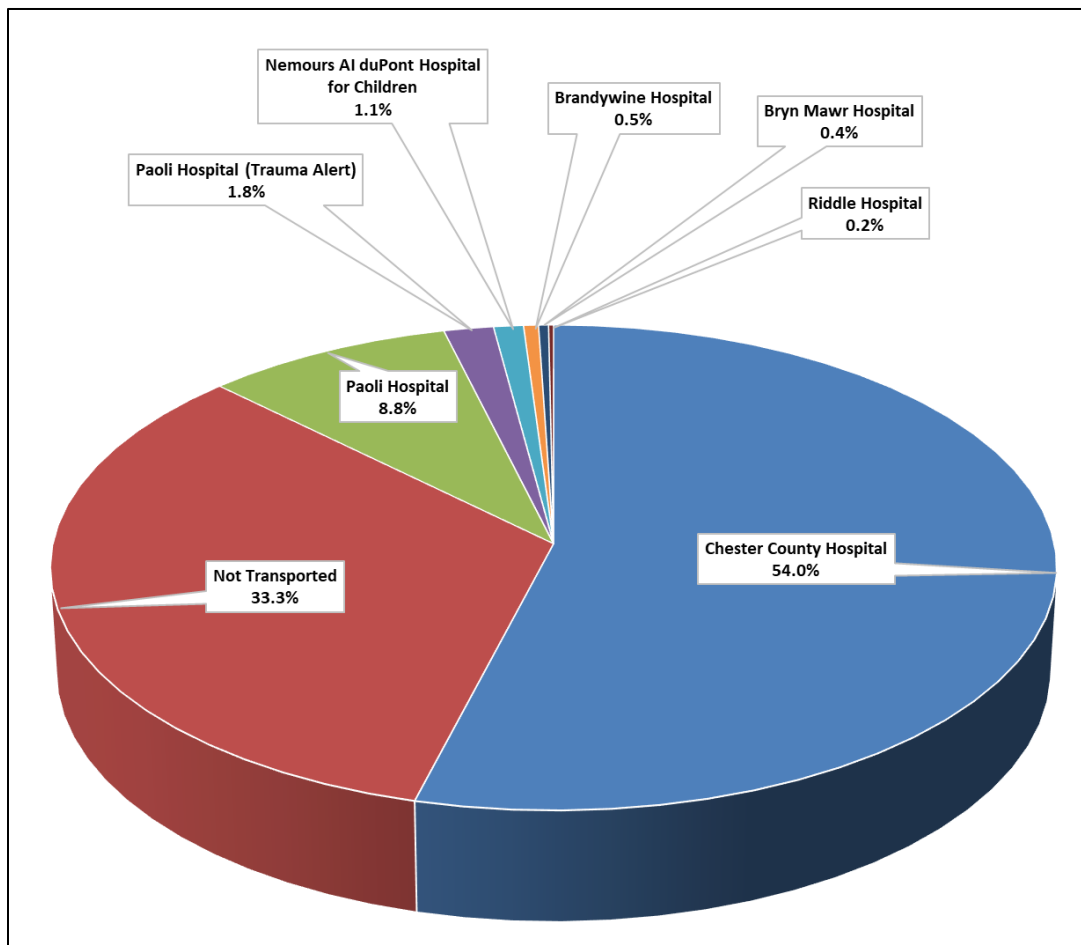
### Call Sequence



# HOSPITAL DESTINATION INFORMATION

Receiving Hospital	Total	%
Chester County Hospital	308	54.0%
Not Transported	190	33.3%
Paoli Hospital	50	8.8%
Paoli Hospital (Trauma Alert)	10	1.8%
Nemours Al duPont Hospital for Children	6	1.1%
Brandywine Hospital	3	0.5%
Bryn Mawr Hospital	2	0.4%
Riddle Hospital	1	0.2%
	<b>570</b>	
	<b>Transported: 380</b>	<b>66.7%</b>
	<b>Not Transported: 190</b>	<b>33.3%</b>
	<b>570</b>	

Non-Transport Breakdown	
Refusal	57
Recalled Enroute	34
Recalled On Scene	61
No Services	21
Lift Assist	10
DOA	3
Released to BLS	4
External ALS Assist	0
	<b>190</b>



# MISCELLANEOUS CALL INFORMATION

Average Times	
Dispatch To Enroute	01:18
Enroute To On Scene	06:34
On Scene Time	15:52
Transport Time	10:01
Dispatch To Available	45:43

Alcohol / Drug Suspicion		
	Total	%
Alcohol	41	7.2%
Alcohol and Drugs	5	0.9%
Drugs	11	1.9%
Total:	<b>57</b>	<b>10.0%</b>
Unknown / Unable to Determine	18	3.2%

Calls Covering Other Agencies	
Goshen Fire Co.	20
Uwchlan Ambulance	8
Longwood Fire Co.	7
Minquas Fire Co.	4
Concordville Fire Co	2
Malvern Fire Co	2
Modena Fire Co.	1
	<b>44</b>

Responses By Station	
Main Station (Station 55)	459
East Goshen (Station 155)	42
East Bradford (Station 255)	69

West Chester University Calls		
	Total	%
Total WCU Calls	20	3.5%
WCU Calls in West Chester	14	2.5%
WCU Calls in West Goshen	6	1.1%
WCU Calls in East Bradford	0	0.0%

Call Types		
BLS - Sick Person	78	13.7%
ALS - Cardiac Problems	65	11.4%
ALS - Respiratory Difficulty	54	9.5%
BLS - Fall / Lift Assist	44	7.7%
BLS - Injured Person	37	6.5%
BLS - Emotional Disorder	22	3.9%
Accident - BLS	20	3.5%
BLS - Abdominal Pain	19	3.3%
BLS - Overdose	18	3.2%
ALS - CVA/Stroke	17	3.0%
ALS - Syncope	17	3.0%
ALS - Fall	15	2.6%
ALS - Unconscious Person	15	2.6%
EMS - Stand By - Fire	15	2.6%
ALS - Overdose	13	2.3%
ALS - Seizures	13	2.3%
ALS - Abdominal Pain	12	2.1%
BLS - Back Pain	9	1.6%
ALS - Diabetic Emergency	8	1.4%
ALS - Hypotension	8	1.4%
BLS - Hemorrhaging	8	1.4%
ALS - Choking	5	0.9%
ALS - Unresponsive Person	5	0.9%
ALS - Allergic/Med Reaction	4	0.7%
ALS - Cardiac/Resp Arrest	4	0.7%
ALS - Hemorrhaging	4	0.7%
Accident - ALS	4	0.7%
Alarm - BLS Medical	4	0.7%
BLS - Syncope	4	0.7%
BLS - Unknown Nature	4	0.7%
BLS - Allergic/Med Reaction	3	0.5%
BLS - Assault w/Injury	3	0.5%
BLS - DOA	3	0.5%
ALS - Assault w/Injury	2	0.4%
Accident - Entrapment	2	0.4%
BLS - Seizures	2	0.4%
Fire - Other Type Rescue	2	0.4%
ALS - Drowning	1	0.2%
ALS - Emotional Disorder	1	0.2%
ALS - Exposure to Heat/Cold	1	0.2%
ALS - Injured Person	1	0.2%
Accident - Pedestrian	1	0.2%
Alarm - Carbon Monoxide	1	0.2%
BLS - Exposure to Heat/Cold	1	0.2%
Fire - Water Rescue	1	0.2%
	<b>570</b>	

August 2021

**BUILDING PERMIT REPORT  
WEST GOSHEN TOWNSHIP  
8/1/21 - 8/31/21**

**BUILDING OFFICIALS  
MIKE McCarthy  
JOHN BESWICK**

PERMIT TYPE	NUMBER OF PERMITS	CONSTRUCTION COST	PERMIT FEES
ASF & DSF Dwellings	15	Included with Building	Included with Building
BUILDING	24	\$4,535,246.22	\$71,832.73
ELECTRICAL	40	\$239,705.32	\$4,346.84
FIRE PROTECTION	4	\$46,505.00	\$1,217.25
HVAC	38	\$298,873.55	\$6,031.90
PLUMBING	28	\$194,918.85	\$4,348.16
ROOFING	7	\$92,945.21	\$831.50
ZONING	6	\$1,859.00	\$434,400.00
Use & Occupancy	20	\$0.00	\$2,475.00
<b>SUB-TOTALS</b>	<b>182</b>	<b>\$5,842,594.15</b>	<b>\$92,942.38</b>
E&S	9	\$0.00	\$3,300.00
SEWER Tapping & Connection	15	\$0.00	\$45,705.00
OPEN SPACE	15	\$0.00	\$37,500.00
ROAD OCCUPANCY	2	\$0.00	\$800.00
<b>Totals</b>	<b>223</b>	<b>\$5,842,594.15</b>	<b>\$180,247.38</b>
Residential	184		
Commercial	39		
<b>Total</b>	<b>223</b>		