



West Goshen Township Police Department Monthly Activity Report for July 2021

Motor Vehicle Accidents:	This Month	Last Month	Last Year
Property Damage Only	14	14	8
Injury	10	6	7
Pedestrian Involved	0	0	0
Fatality	0	0	0
Totals:	24	20	15

Miscellaneous Activities:	This Month	Last Month	Last Year
Alarms	56	64	64
Assist to Other Departments*	20	25	26
Assist from Other Departments**	27	27	25
Dog Complaints	7	4	5
Fire Calls	11	10	17
Ambulance Calls	113	94	89

*Assist To:			**Assist From:			
<u>WEGO</u>	<u>West Chester</u>	<u>PSP King of Prussia</u>	<u>WEGO</u>	<u>West Chester</u>	<u>Philadelphia</u>	<u>West Whiteland</u>
Accident 2	Assault	Death Notification	Armed Robbery 2	Armed Robbery 2	Armed Robbery	Hit & Run
Disturbance	Crowd Control		Disturbance	Disturbance		
DRE	Disturbance	<u>Tredyffrin Twp.</u>	Drugs	Fire	<u>Upper Providence</u>	<u>Willistown Twp.</u>
	Hit & Run	Drugs	False Alarm	Hit & Run	Accident	Armed Robbery
<u>Birmingham Twp.</u>		Warrant	Indecent Exposure	Road Rage		Welfare Check
Misc.	<u>New York City</u>		Suspicious Vehicle	Stolen License Plate	<u>WC University</u>	
	Warrant	<u>Upper Southampton</u>	Theft	Theft	Ambulance	
<u>Charleston Co. Coroner</u>		Warrant			Hit & Run 2	
Death Notification	<u>PA Dept. Conservation</u>		<u>Abington</u>	<u>Childline</u>		
	Misc.	<u>Valley Creek Crisis</u>	Armed Robbery	Physical Domestic		
<u>Downingtown</u>		302				
Death Notification	<u>PSP Avondale</u>		<u>Chesco Coroner</u>			
	Warrant		DOA			
<u>Nether Providence</u>						
Found Property						

Mileage Report

Vehicle:	This Month	Accumulated	Vehicle:	This Month	Accumulated
5201	373	67,685	5238	534	38,360
5202	11	72,988	5239	1,047	29,806
5203	769	49,765	5240	671	23,972
5204	430	106,552	5241	1,115	22,808
5215	0	115,628	5242	313	156,327
5224	300	53,900	5243	1,056	40,581
5226	0	79,792	5244	673	17,189
5227	0	84,600	5245	776	19,351
5229	281	60,486	5246	782	14,004
5233	0	74,391	5247	2,164	14,183
5234	256	71,498	5248	692	9,159
5235	197	70,641	5249	975	15,617
5236	829	70,919	5250	872	942
5237	149	43,020	5251	1,325	3,191

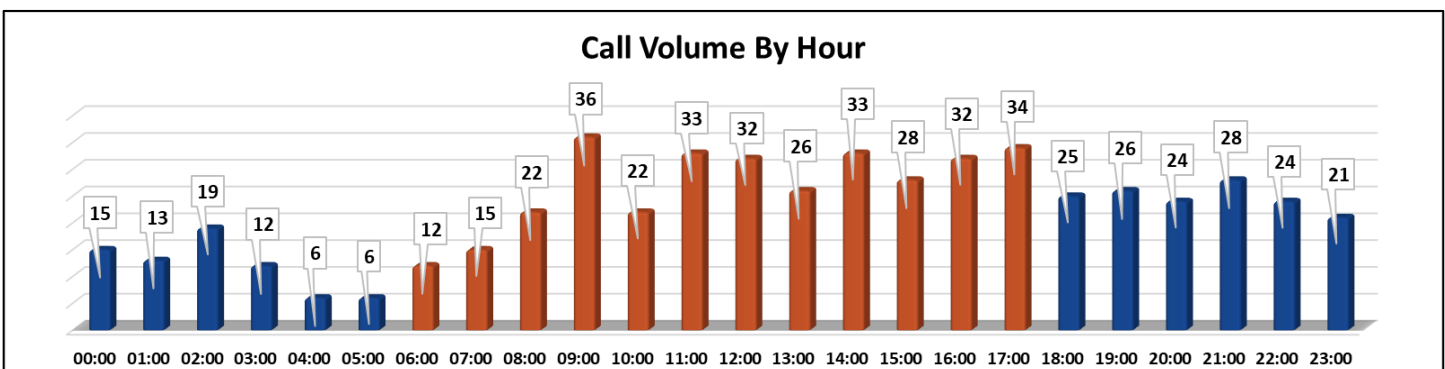
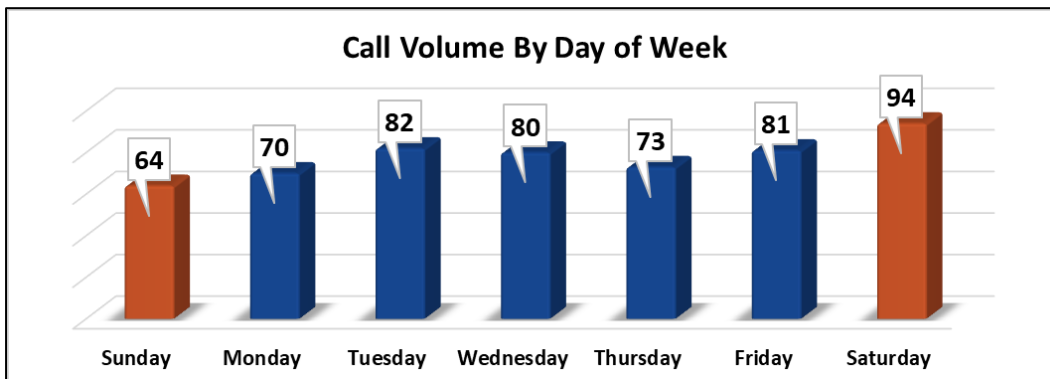
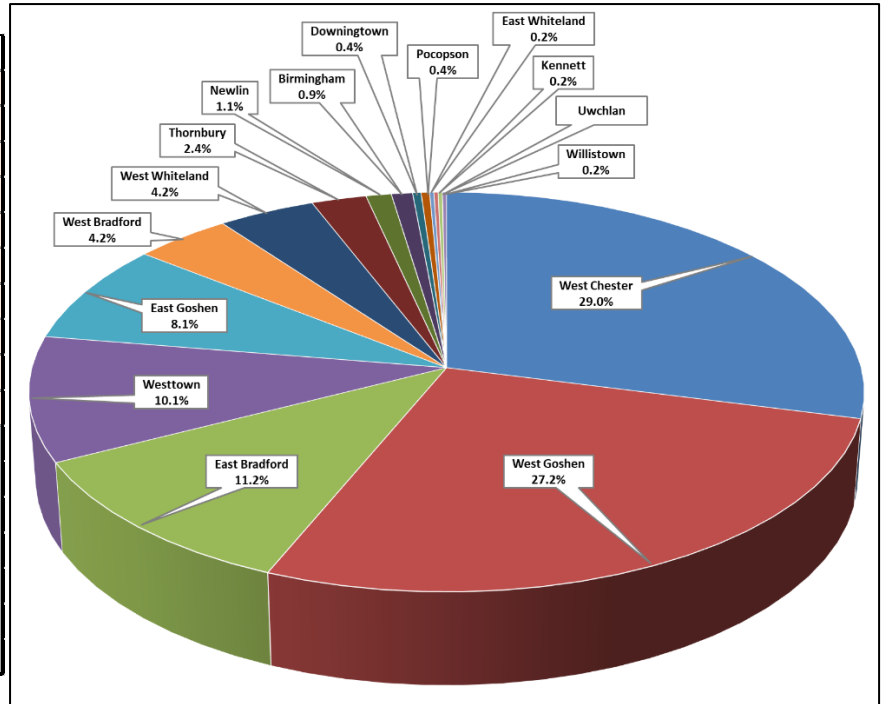
Total Mileage This Month: 15,265
Total Mileage Last Month: 22,039
Mileage Same Time Last Year: 22,815



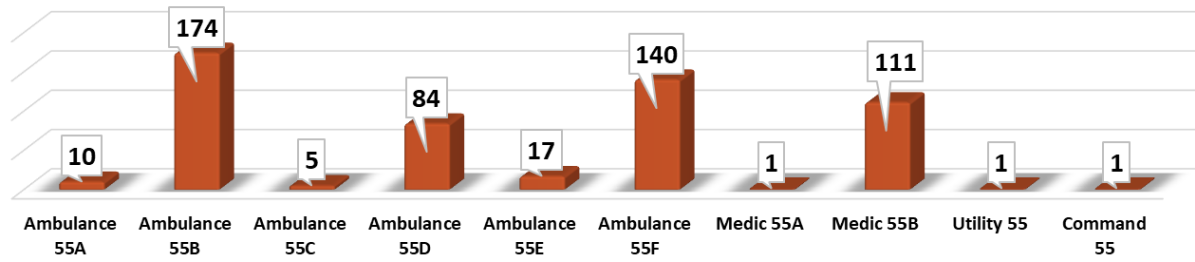
July 2021
OPERATIONS REPORT

CALL VOLUME

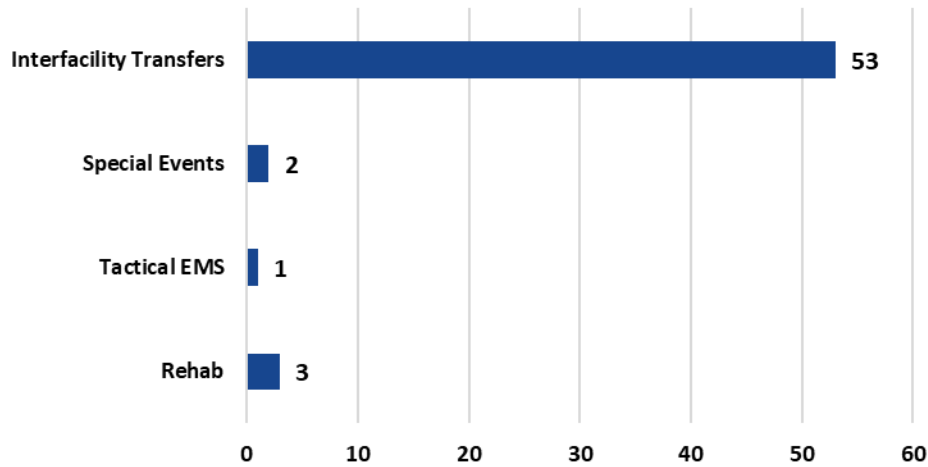
Municipality	Month	% of Calls	YTD
West Chester	158	29.0%	1019
West Goshen	148	27.2%	959
East Bradford	61	11.2%	371
Westtown	55	10.1%	294
East Goshen	44	8.1%	357
West Bradford	23	4.2%	144
West Whiteland	23	4.2%	158
Thornbury	13	2.4%	96
Newlin	6	1.1%	16
Birmingham	5	0.9%	36
Downingtown	2	0.4%	
Pocopson	2	0.4%	
East Whiteland	1	0.2%	
Kennett	1	0.2%	
Uwchlan	1	0.2%	
Willistown	1	0.2%	
	544		



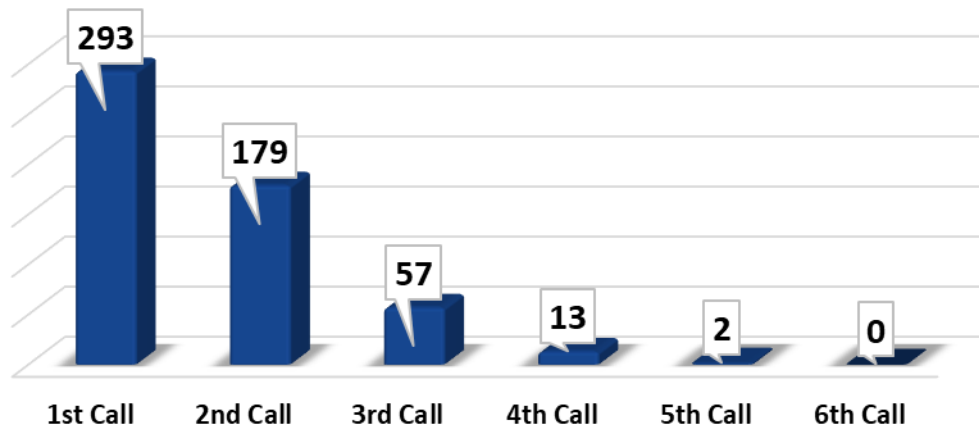
Call Volume By Vehicle



Interfacility Transports & Special Operations



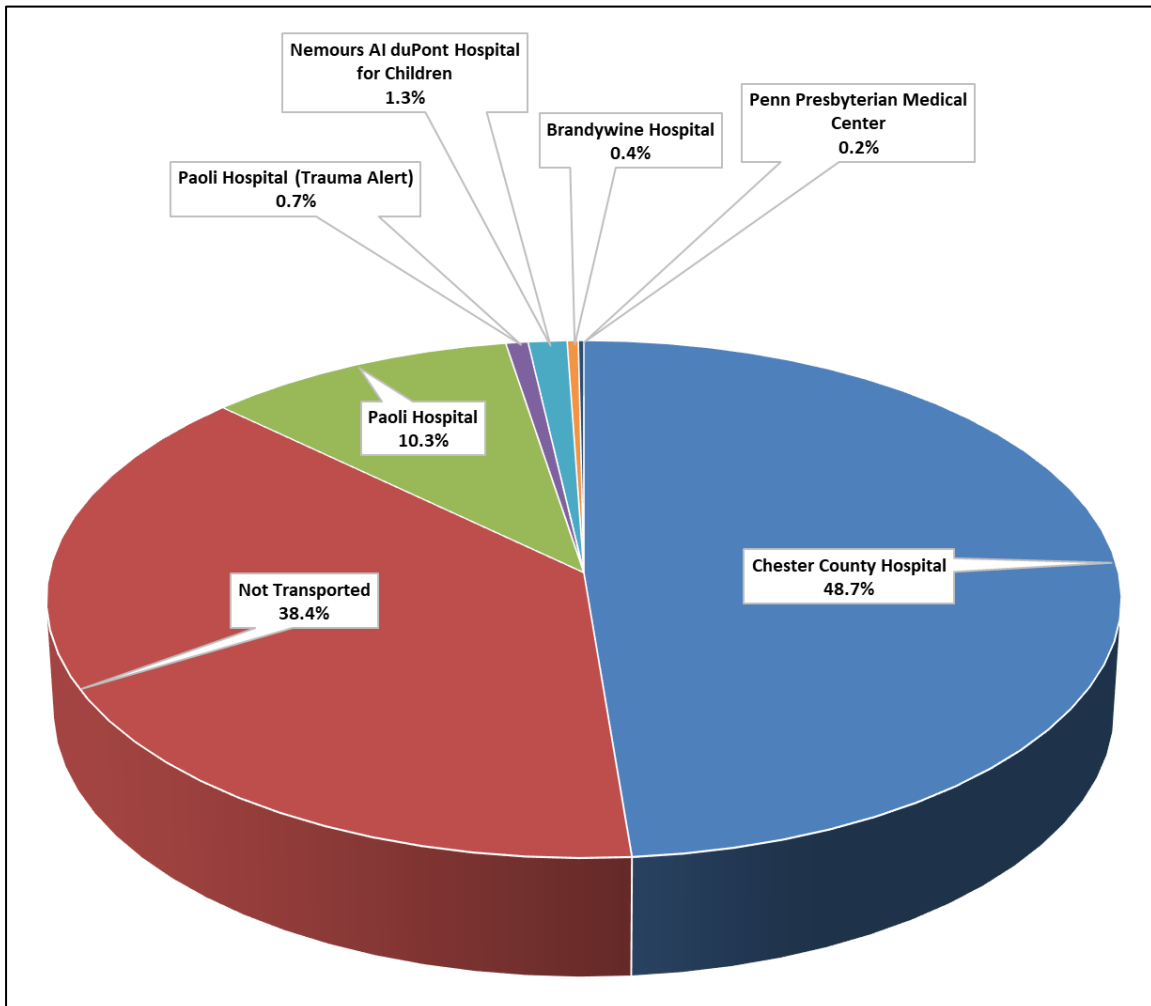
Call Sequence



HOSPITAL DESTINATION INFORMATION

Receiving Hospital	Total	%
Chester County Hospital	265	48.7%
Not Transported	209	38.4%
Paoli Hospital	56	10.3%
Paoli Hospital (Trauma Alert)	4	0.7%
Nemours Al duPont Hospital for Children	7	1.3%
Brandywine Hospital	2	0.4%
Penn Presbyterian Medical Center	1	0.2%
	544	
	Transported: 335	61.6%
	Not Transported: 209	38.4%
	544	

Non-Transport Breakdown	
Refusal	67
Recalled Enroute	30
Recalled On Scene	53
No Services	30
Lift Assist	18
DOA	7
Released to BLS	4
External ALS Assist	0
	209



MISCELLANEOUS CALL INFORMATION

Average Times	
Dispatch To Enroute	01:14
Enroute To On Scene	06:37
On Scene Time	15:35
Transport Time	10:25
Dispatch To Available	43:11

Alcohol / Drug Suspicion		
	Total	%
Alcohol	26	4.8%
Alcohol and Drugs	3	0.6%
Drugs	12	2.2%
Total:	41	7.5%
Unknown / Unable to Determine	21	3.9%

Calls Covering Other Agencies	
Goshen Fire Co.	13
Uwchlan Ambulance	6
Concordville Fire Co	3
Longwood Fire Co.	3
Malvern Fire Co	3
Minquas Fire Co.	3
East Whiteland Fire Co.	1
	32

Responses By Station	
Main Station (Station 55)	433
East Goshen (Station 155)	43
East Bradford (Station 255)	68

West Chester University Calls		
	Total	%
Total WCU Calls	7	1.3%
WCU Calls in West Chester	2	0.4%
WCU Calls in West Goshen	4	0.7%
WCU Calls in East Bradford	1	0.2%

Call Types		
BLS - Sick Person	60	11.0%
BLS - Fall / Lift Assist	56	10.3%
ALS - Respiratory Difficulty	51	9.4%
ALS - Cardiac Problems	44	8.1%
BLS - Injured Person	35	6.4%
BLS - Emotional Disorder	28	5.1%
Accident - BLS	22	4.0%
ALS - CVA/Stroke	20	3.7%
ALS - Seizures	17	3.1%
ALS - Abdominal Pain	15	2.8%
ALS - Syncope	15	2.8%
BLS - Abdominal Pain	14	2.6%
ALS - Hypotension	13	2.4%
ALS - Unresponsive Person	12	2.2%
ALS - Unconscious Person	11	2.0%
BLS - Assault w/Injury	11	2.0%
ALS - Overdose	10	1.8%
ALS - Diabetic Emergency	9	1.7%
ALS - Fall	9	1.7%
Alarm - BLS Medical	9	1.7%
BLS - Overdose	9	1.7%
BLS - Back Pain	7	1.3%
BLS - DOA	7	1.3%
EMS - Stand By - Fire	7	1.3%
ALS - Injured Person	6	1.1%
ALS - Cardiac/Resp Arrest	4	0.7%
ALS - Choking	4	0.7%
ALS - Exposure to Heat/Cold	3	0.6%
ALS - Hemorrhaging	3	0.6%
Accident - ALS	3	0.6%
BLS - Hemorrhaging	3	0.6%
BLS - Syncope	3	0.6%
ALS - Allergic/Med Reaction	2	0.4%
ALS - Maternity/Labor Pains	2	0.4%
Accident - Entrapment	2	0.4%
Accident - Pedestrian	2	0.4%
Alarm - Carbon Monoxide	2	0.4%
BLS - Exposure to Heat/Cold	2	0.4%
BLS - Maternity/Labor Pain	2	0.4%
BLS - Unknown Nature	2	0.4%
EMS - Stand By - Event	2	0.4%
ALS - Back Pain	1	0.2%
ALS - Emotional Disorder	1	0.2%
BLS - Allergic/Med Reaction	1	0.2%
BLS - Seizures	1	0.2%
Fire - Other Type Rescue	1	0.2%
Fire - Water Rescue	1	0.2%
	544	

BUILDING PERMIT REPORT
 WEST GOSHEN TOWNSHIP
 6/1/21 - 6/30/21

BUILDING OFFICIALS
 MIKE McCarthy
 JOHN BESWICK

PERMIT TYPE	NUMBER OF PERMITS	CONSTRUCTION COST	PERMIT FEES
ASF & DSF Dwellings	11	Included with Building	Included with Building
BUILDING	33	\$4,899,157.96	\$75,558.93
ELECTRICAL	48	\$264,523.82	\$5,404.24
FIRE PROTECTION	7	\$79,075.00	\$1,520.12
HVAC	41	\$351,078.37	\$6,698.30
PLUMBING	27	\$209,117.20	\$4,458.48
ROOFING	5	\$545,713.00	\$1,402.00
ZONING	4	\$8,145.00	\$549.00
Use & Occupancy	21	\$0.00	\$1,950.00
SUB- TOTALS	197	\$6,356,810.35	\$97,541.07
E&S	8	\$0.00	\$3,500.00
SEWER Tapping & Connection	17	\$0.00	\$54,871.00
OPEN SPACE	15	\$0.00	\$37,500.00
ROAD OCCUPANCY	6	\$0.00	\$460.00
Totals	243	\$6,356,810.35	\$193,872.07
Residential	191		
Commercial	52		
Total	243		

BUILDING PERMIT REPORT
 WEST GOSHEN TOWNSHIP
 7/1/21 - 7/31/21

BUILDING OFFICIALS
 MIKE McCarthy
 JOHN BESWICK

PERMIT TYPE	NUMBER OF PERMITS	CONSTRUCTION COST	PERMIT FEES
		Included with Building	Included with Building
ASF & DSF Dwellings	13		
BUILDING	22	\$4,063,272.40	\$62,908.87
ELECTRICAL	44	\$279,456.08	\$4,818.71
FIRE PROTECTION	8	\$49,435.00	\$1,561.00
HVAC	40	\$462,065.65	\$7,965.30
PLUMBING	22	\$187,842.00	\$3,714.43
ROOFING	3	\$37,065.00	\$313.50
ZONING	12	\$95,932.91	\$1,975.00
Use & Occupancy	25	\$0.00	\$2,800.00
SUB- TOTALS	189	\$5,175,069.04	\$86,056.81
E&S	10	\$0.00	\$1,900.00
SEWER Tapping & Connection	12	\$0.00	\$38,612.00
OPEN SPACE	10	\$0.00	\$25,000.00
ROAD OCCUPANCY	2	\$0.00	\$120.00
Totals	223	\$5,175,069.04	\$151,688.81
Residential	185		
Commercial	38		
Total	223		