



## West Goshen Township Police Department

### Monthly Activity Report for May 2021

Motor Vehicle Accidents:	This Month	Last Month	Last Year
Property Damage Only	9	12	7
Injury	8	1	2
Pedestrian Involved	0	0	0
Fatality	0	0	0
<b>Totals:</b>	<b>17</b>	<b>13</b>	<b>9</b>

Miscellaneous Activities:	This Month	Last Month	Last Year
Alarms	54	50	55
Assist to Other Departments*	44	40	24
Assist from Other Departments**	26	24	18
Dog Complaints	8	7	5
Fire Calls	11	12	13
Ambulance Calls	97	104	92

*Assist To:				**Assist From:		
<u>WEGO</u>	<u>West Chester</u>	<u>W. Chester Univ.</u>	<u>West Whiteland</u>	<u>WEGO</u>	<u>West Chester</u>	<u>W. Chester Univ.</u>
Accident	302	Public Drunkenness	Accident 2	Burglary	Alarm	Burglary
Civil Dispute	Accident 2	Suspicious Person	Burglary	Suspicious Person	Burglary	Disturbance
Combative Patient 2	Agg. Assault	Welfare Check	Death Notification	Traffic 3	Criminal Mischief	Parking Complaints
Domestic Dispute 2	Criminal Mischief		Domestic Dispute	Welfare Check 2	Disturbance	Suspicious Person
Livescan	Crowd Control	<u>West Goshen Sewer</u>	Runaway JV		Suspicious Person	
Suspicious Person	Death Notification	Pipe Leak	Welfare Check	<u>Chesco Detectives</u>	Traffic	<u>West Whiteland</u>
Traffic 2	Disturbance			Sexual Assault	Warrant	Stolen MV
<u>Birmingham Twp.</u>	False Alarm	<u>West Goshen Roads</u>			<u>Montgomery Twp.</u>	
Warrant	Fight 2	Traffic		<u>Coatesville</u>	Stolen MV	
<u>Coatesville</u>	Home Invasion			Missing Person		
Drugs	Suspicious Person	<u>West Sadsbury Twp.</u>		Theft	<u>Newtown Twp.</u>	
<u>PSP Avondale</u>	Traffic Pursuit 2	Accident Invest.			PFA Violation	
Traffic	Welfare Check			<u>Downingtown</u>		
<u>PSP Media</u>	<u>Tredyffrin</u>			Misc.	<u>Ridley Twp.</u>	
Theft	Traffic				Welfare Check	

### Mileage Report

Vehicle:	This Month	Accumulated	Vehicle:	This Month	Accumulated
5201	996	66,474	5238	187	36,931
5202	19	72,965	5239	1,060	27,774
5203	648	47,977	5240	838	22,320
5204	835	105,087	5241	1,021	19,861
5215	0	115,628	5242	29	155,771
5224	257	53,417	5243	2,433	36,275
5226	0	79,792	5244	542	15,517
5227	0	84,600	5245	1,119	17,015
5229	656	59,614	5246	1,204	12,146
5233	1,734	74,391	5247	222	11,161
5234	1,503	70,418	5248	804	7,560
5235	537	70,053	5249	1,315	12,826
5236	1,083	68,595	5250	29	42
5237	319	42,650	5251	10	23

**Total Mileage This Month:** 19,390  
**Total Mileage Last Month:** 16,305  
**Mileage Same Time Last Year:** 17,485

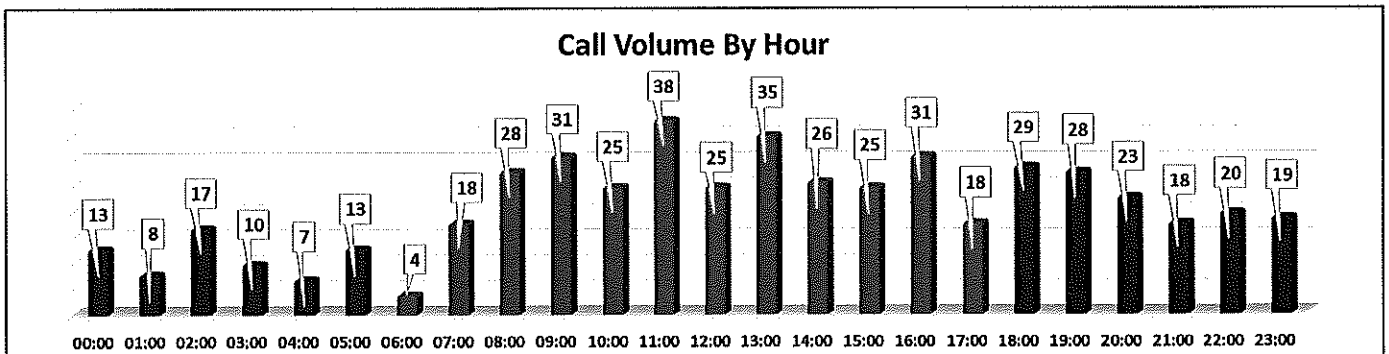
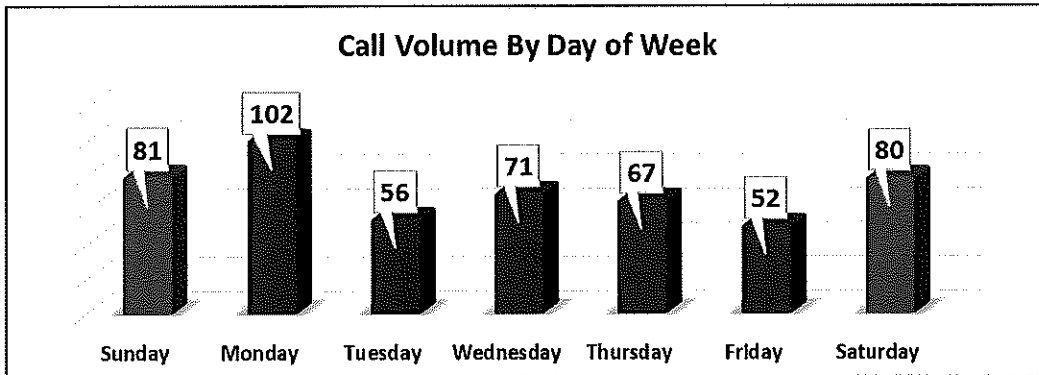
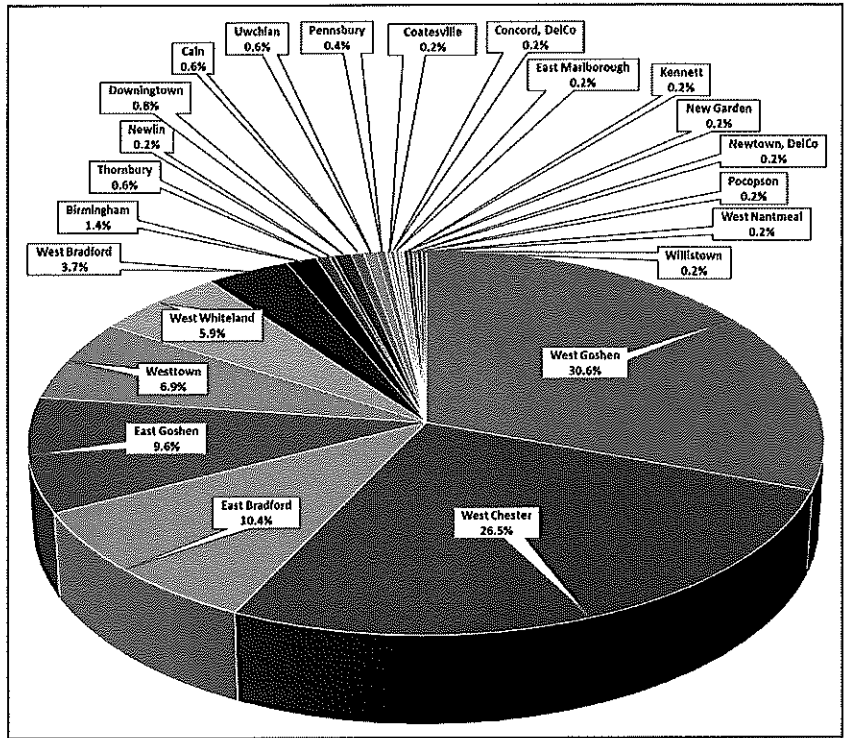
PERMIT TYPE	NUMBER OF PERMITS	CONSTRUCTION COST	PERMIT FEES
ASF & DSF Dwellings	12	Included with Building	Included with Building
BUILDING	25	\$3,694,393.56	\$57,253.96
ELECTRICAL	33	\$168,807.35	\$3,553.78
FIRE PROTECTION	3	\$13,200.00	\$463.50
HVAC	30	\$276,761.00	\$4,914.29
PLUMBING	17	\$116,379.00	\$2,679.31
ROOFING	3	\$129,255.00	\$1,819.32
ZONING	14	\$51,383.00	\$3,350.00
Use & Occupancy	15	\$0.00	\$1,525.00
<b>SUB- TOTALS</b>	<b>152</b>	<b>\$4,450,178.91</b>	<b>\$75,559.16</b>
E&S	9	\$0.00	\$1,600.00
SEWER Tapping & Connection	10	\$0.00	\$31,494.00
OPEN SPACE	10	\$0.00	\$25,000.00
ROAD OCCUPANCY	2	\$0.00	\$150.00
<b>Totals</b>	<b>183</b>	<b>\$4,450,178.91</b>	<b>\$133,803.16</b>
Residential	161		
Commercial	22		
Total	183		



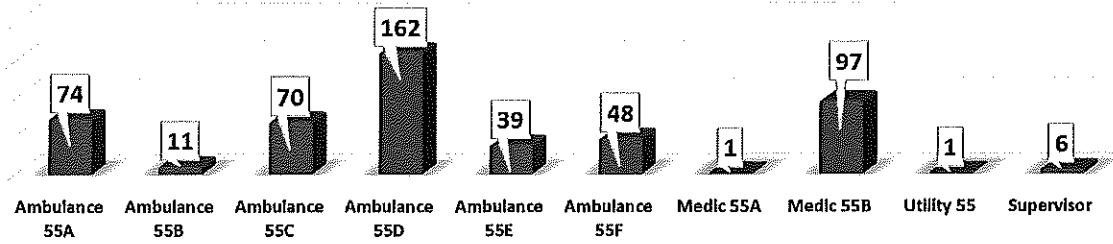
***May 2021***  
**OPERATIONS REPORT**

# CALL VOLUME

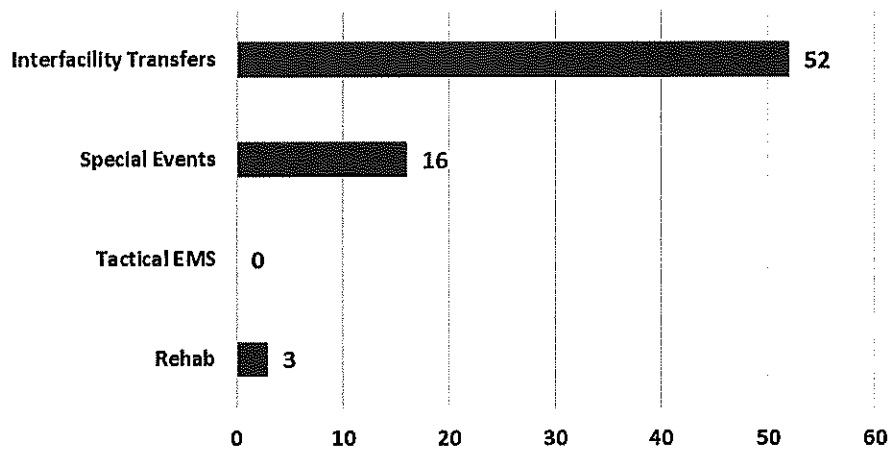
Municipality	Month	% of Calls	YTD
West Goshen	156	30.6%	649
West Chester	135	26.5%	714
East Bradford	53	10.4%	256
East Goshen	49	9.6%	254
Westtown	35	6.9%	194
West Whiteland	30	5.9%	116
West Bradford	19	3.7%	98
Birmingham	7	1.4%	24
Thornbury	3	0.6%	68
Newlin	1	0.2%	8
Downingtown	4	0.8%	
Caln	3	0.6%	
Uwchlan	3	0.6%	
Pennsbury	2	0.4%	
Coatesville	1	0.2%	
Concord, DelCo	1	0.2%	
East Marlborough	1	0.2%	
Kennett	1	0.2%	
New Garden	1	0.2%	
Newtown, DelCo	1	0.2%	
Pocopson	1	0.2%	
West Nantmeal	1	0.2%	
Willistown	1	0.2%	
	509		




### Call Volume By Vehicle



### Interfacility Transports & Special Operations



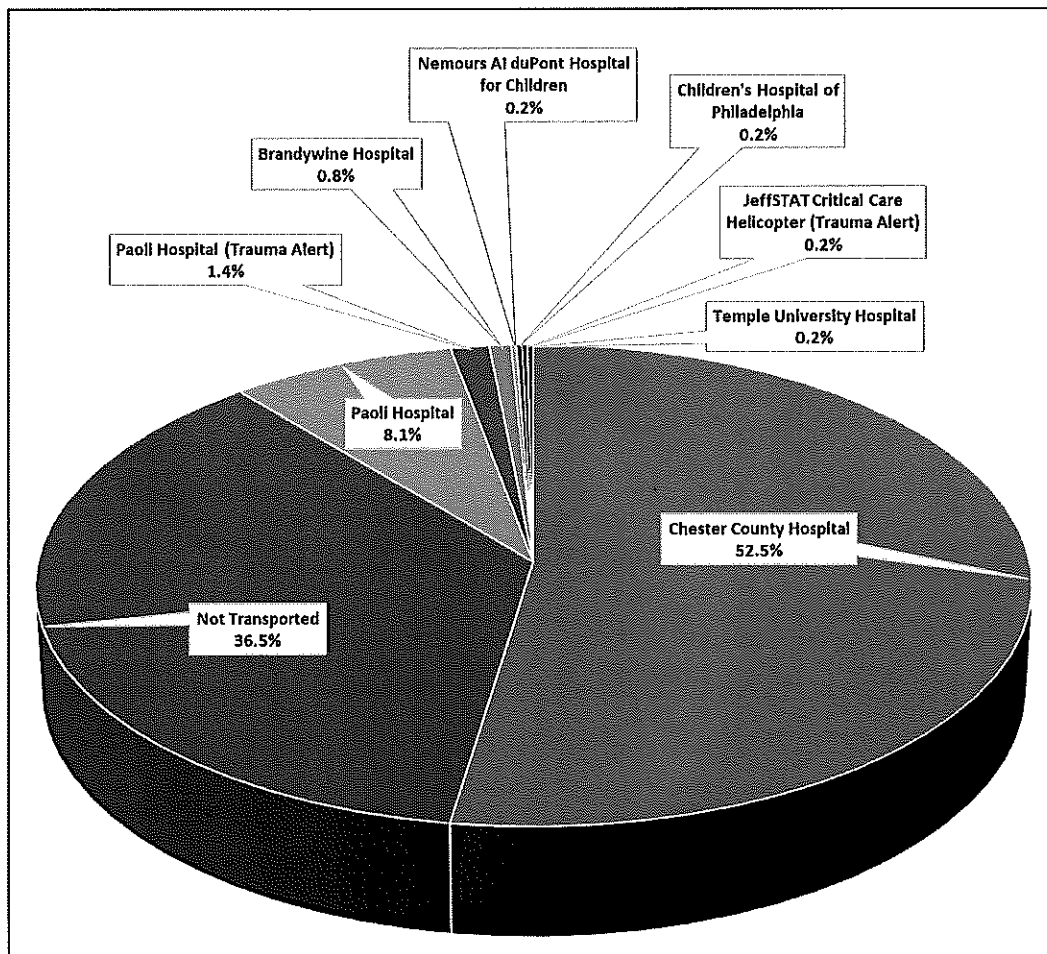
### Call Sequence



# HOSPITAL DESTINATION INFORMATION

Receiving Hospital	Total	%
Chester County Hospital	267	52.5%
Not Transported	186	36.5%
Paoli Hospital	41	8.1%
Paoli Hospital (Trauma Alert)	7	1.4%
Brandywine Hospital	4	0.8%
Nemours Al duPont Hospital for Children	1	0.2%
Children's Hospital of Philadelphia	1	0.2%
JeffSTAT Critical Care Helicopter (Trauma Alert)	1	0.2%
Temple University Hospital	1	0.2%
	<b>509</b>	
	<b>Transported:</b>	<b>323 63.5%</b>
	<b>Not Transported:</b>	<b>186 36.5%</b>
	<b>509</b>	

Non-Transport Breakdown	
Refusal	57
Recalled Enroute	29
Recalled On Scene	49
No Services	34
Lift Assist	12
DOA	2
Released to BLS	3
External ALS Assist	0
	<b>186</b>



# MISCELLANEOUS CALL INFORMATION

Average Times	
Dispatch To Enroute	01:20
Enroute To On Scene	06:30
On Scene Time	15:22
Transport Time	09:28
Dispatch To Available	43:07

Alcohol / Drug Suspicion		
	Total	%
Alcohol	31	6.1%
Alcohol and Drugs	1	0.2%
Drugs	11	2.2%
Total:	<b>43</b>	<b>8.4%</b>
Unknown / Unable to Determine	24	4.7%

Calls Covering Other Agencies	
Goshen Fire Co	26
Uwchlan Ambulance	17
Minquas Fire Co.	6
Longwood Fire Co	5
Concordville Fire Co	4
TowerDIRECT Medic 93	3
Malvern Fire Co	1
Riddle Hospital Paramedics	1
Souther Chester County EMS	1
Washington Hose Company	1
	<b>65</b>

Responses By Station	
Main Station (Station 55)	403
East Goshen (Station 155)	37
East Bradford (Station 255)	69

West Chester University Calls		
	Total	%
Total WCU Calls	6	1.2%
WCU Calls in West Chester	1	0.2%
WCU Calls in West Goshen	5	1.0%
WCU Calls in East Bradford	0	0.0%

Call Types		
BLS - Sick Person	61	12.0%
ALS - Cardiac Problems	55	10.8%
BLS - Fall / Lift Assist	44	8.6%
ALS - Respiratory Difficulty	29	5.7%
Accident - BLS	27	5.3%
BLS - Emotional Disorder	26	5.1%
BLS - Injured Person	22	4.3%
ALS - Syncope	21	4.1%
BLS - Abdominal Pain	20	3.9%
ALS - CVA/Stroke	19	3.7%
EMS - Stand By - Fire	19	3.7%
ALS - Abdominal Pain	14	2.8%
ALS - Fall	12	2.4%
ALS - Seizures	12	2.4%
ALS - Unresponsive Person	12	2.4%
Alarm - BLS Medical	11	2.2%
BLS - Overdose	10	2.0%
ALS - Overdose	9	1.8%
ALS - Injured Person	8	1.6%
BLS - Hemorrhaging	7	1.4%
ALS - Hypotension	6	1.2%
ALS - Unconscious Person	6	1.2%
BLS - DOA	6	1.2%
ALS - Hemorrhaging	5	1.0%
ALS - Allergic/Med Reaction	4	0.8%
ALS - Cardiac/Resp Arrest	4	0.8%
ALS - Diabetic Emergency	4	0.8%
Accident - ALS	4	0.8%
BLS - Assault w/Injury	4	0.8%
BLS - Back Pain	4	0.8%
BLS - Unknown Nature	4	0.8%
ALS - Emotional Disorder	3	0.6%
BLS - Syncope	3	0.6%
ALS - Back Pain	2	0.4%
ALS - Choking	2	0.4%
ALS - Exposure to Heat/Cold	2	0.4%
Fire - Other Type Rescue	2	0.4%
ALS - Shooting	1	0.2%
ALS - Stabbing	1	0.2%
Accident - Entrapment	1	0.2%
BLS - Allergic/Med Reaction	1	0.2%
BLS - Seizures	1	0.2%
Fire - Hazmat	1	0.2%
	<b>509</b>	